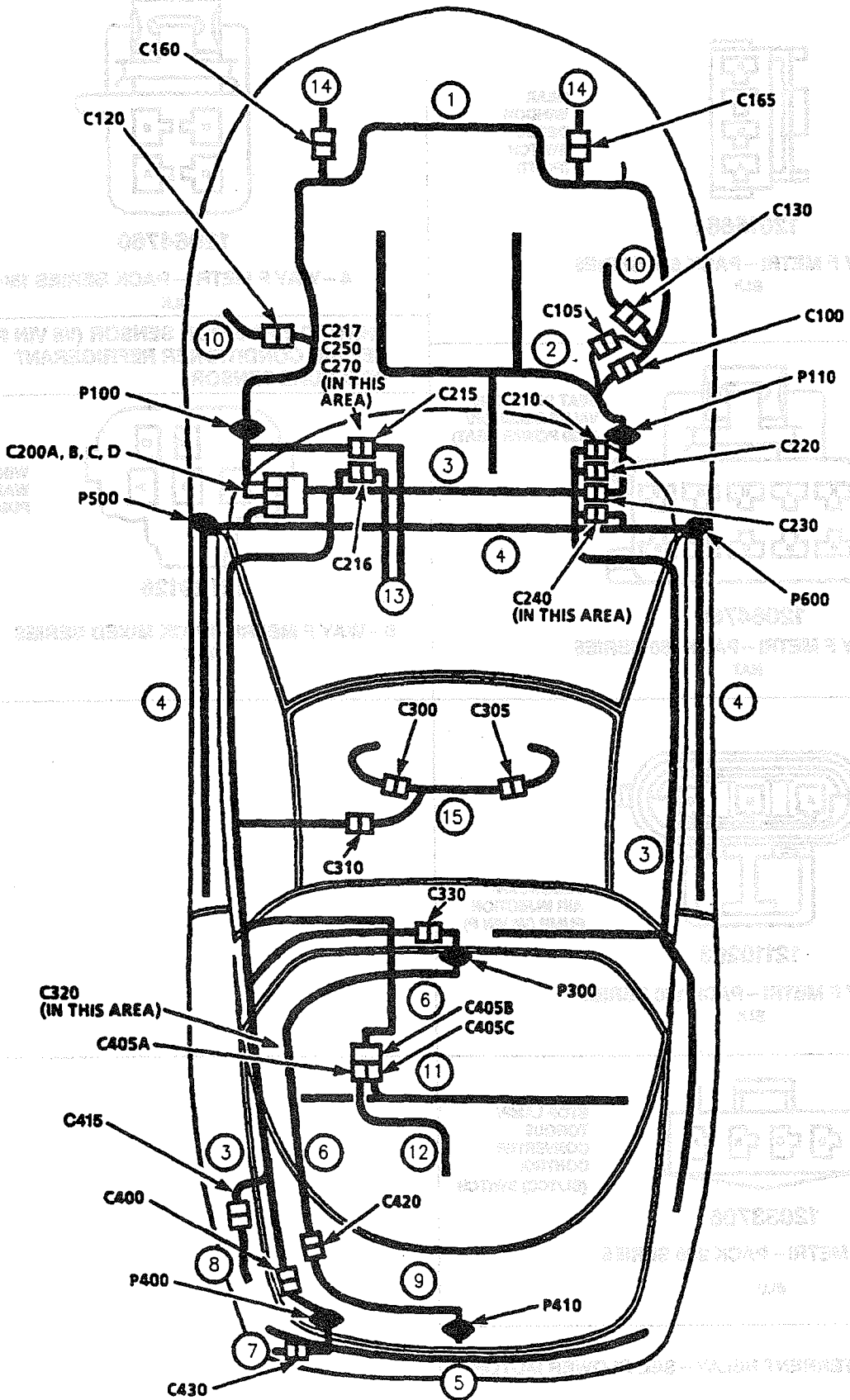
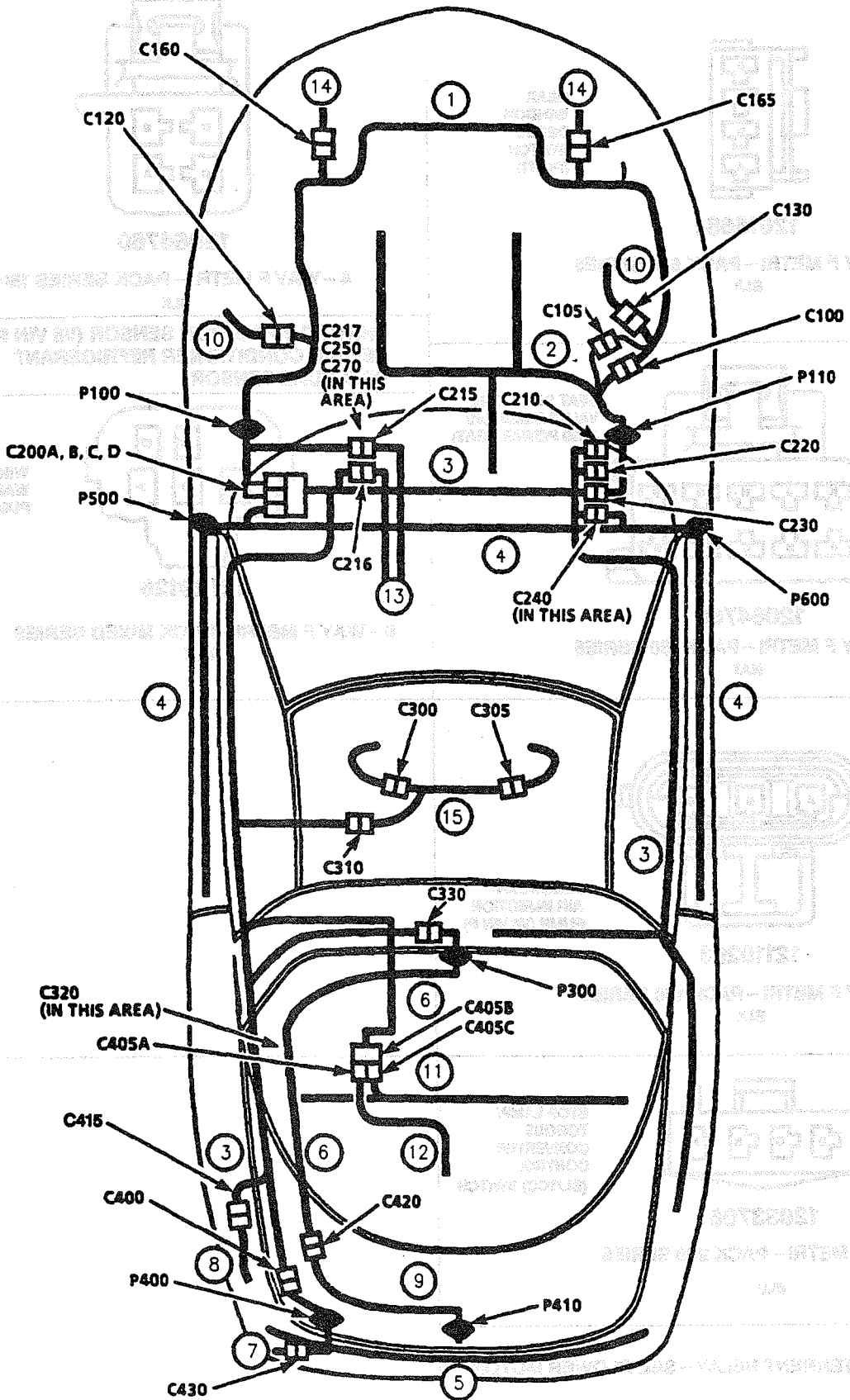


HARNES ROUTING VIEWS



HARNESS ROUTING VIEWS



COMPONENT LOCATION VIEWS

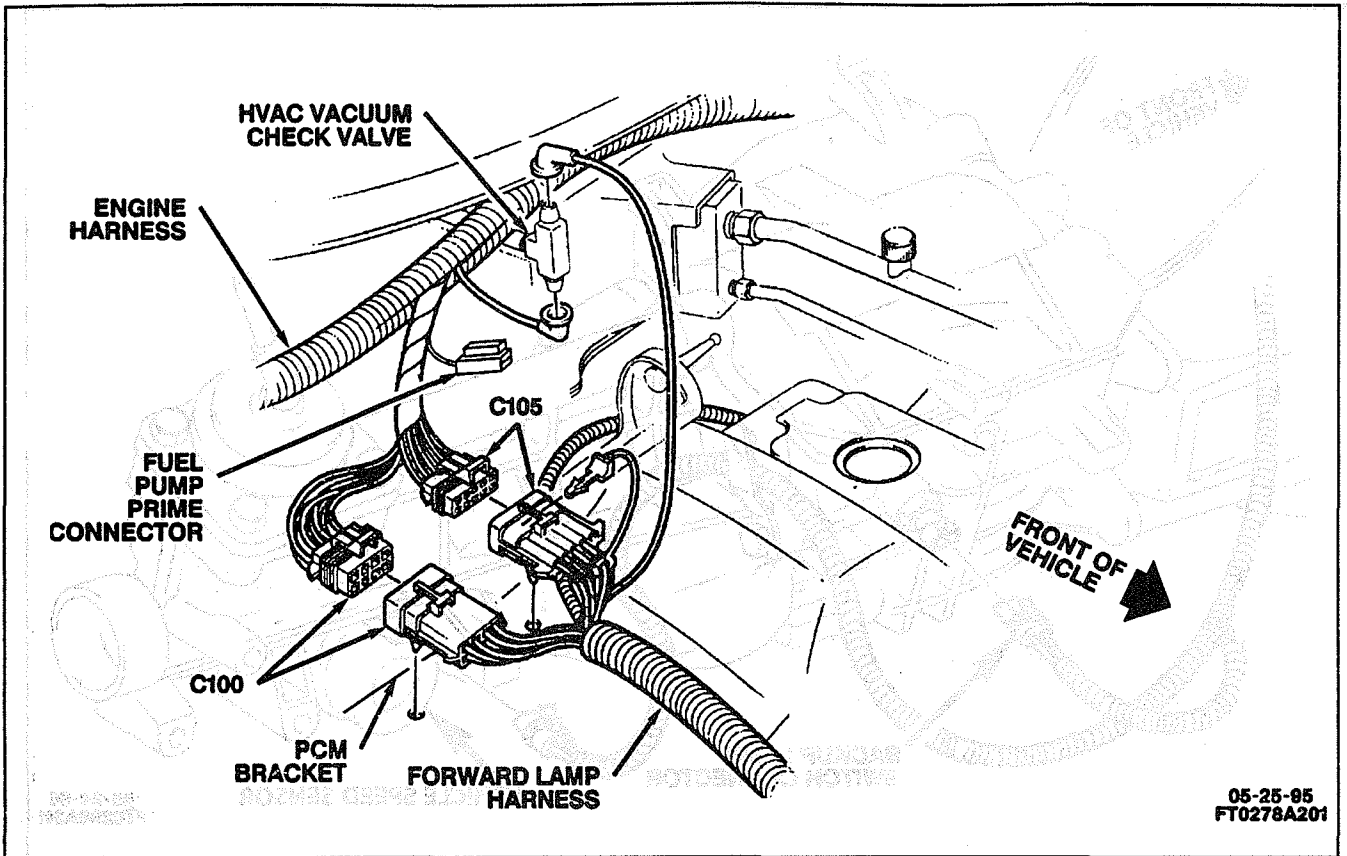


Figure 28-Right Rear of Engine Compartment

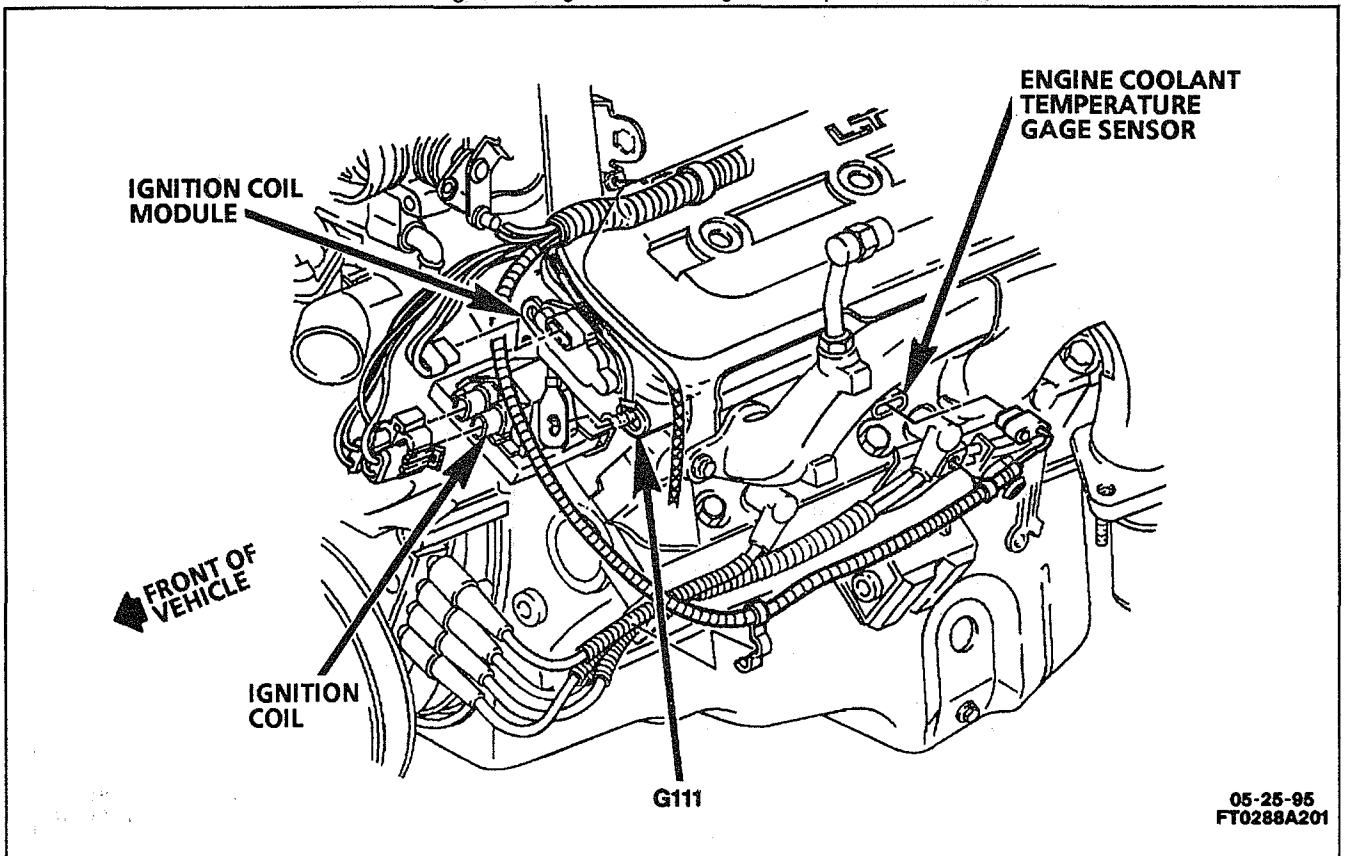
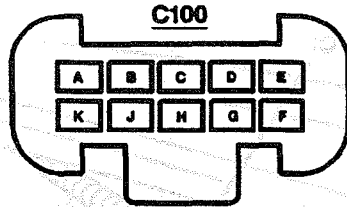


Figure 29-Front LH Side of Engine (V8 VIN P)

HARNES CONNECTOR FACES



ENGINE HARNES TO FORWARD LAMP HARNES

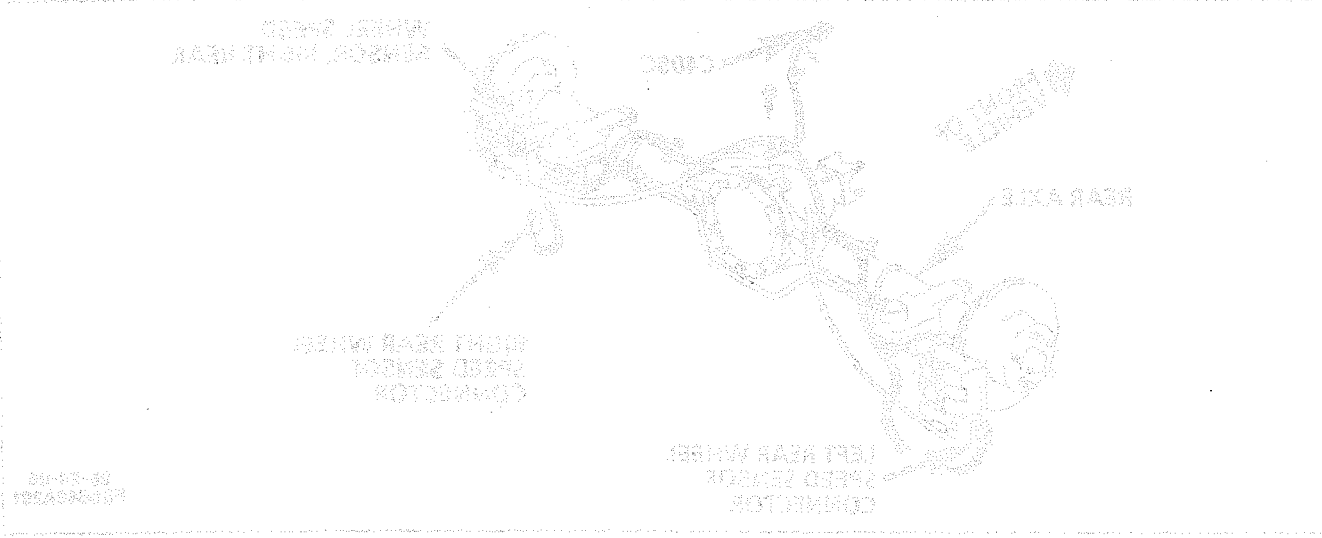
12065425

10 - WAY F METRI - PACK 150 SERIES

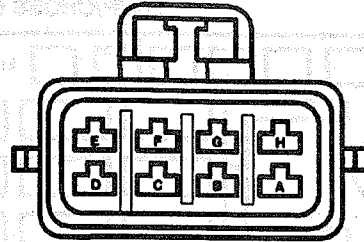
BLK

5-4-94  
FS0006A202

CAVITY	WIRE COLOR	CKT	DESCRIPTION	PAGE
A	PNK	639	POWER FEED FROM INJECTOR FUSE 9	8A-21-3 (V8 VIN P), 8A-22-3 (V6 VIN K)
B	DK GRN/WHT	459	A/C COMPRESSOR RELAY CONTROL	8A-64-0, 1
C	DK GRN	59	A/C COMPRESSOR CLUTCH SOLENOID FEED	8A-64-0, 1
E	BRN	436	AIR PUMP RELAY CONTROL	8A-21-3 (V8 VIN P), 8A-22-5 (V6 VIN K)
F	BRN	541	POWER FEED FROM ACTUATORS FUSE 2	8A-11-11
G	PNK	239	POWER FEED FROM IGNITION FUSE 11 (OBDII)	8A-11-15
H	DK BLU	473	COOLANT FAN RELAY CONTROL	8A-31-1
J	DK GRN	335	COOLANT FAN RELAY CONTROL	8A-31-0, 1



C105



ENGINE HARNESS  
(V8 VIN P, V6 VIN K)  
TO FORWARD LAMP  
HARNESS

12047937

8-WAY F METRI - PACK 150 SERIES

BLK

5-4-84  
FS0278A202

CAVITY	WIRE COLOR	CKT	DESCRIPTION	PAGE
A	ORN/BLK	463	TRACTION CONTROL SYSTEM SPARK RETARD (WITH NW9)	8A-44-3
B	PNK	539	POWER FEED FROM ENGINE SENSOR FUSE 10	8A-21-3 (V8 VIN P), 8A-22-6 (V6 VIN K)
C	TAN/BLK	464	TRACTION CONTROL SYSTEM THROTTLE POSITON (WITH NW9)	8A-44-3
D	DK GRN	83	CRUISE CONTROL SIGNAL-DISENGAGE (V6 VIN K ONLY)	8A-22-4
E	TAN	800	SERIAL DATA SIGNAL	8A-50-0,1
F	WHT	85	CRUISE CONTROL INDICATOR LAMP OUTPUT (V6 VIN K ONLY)	8A-22-4
G	LT BLU	832	TRACTION CONTROL ACTIVE (WITH NW9)	8A-44-3