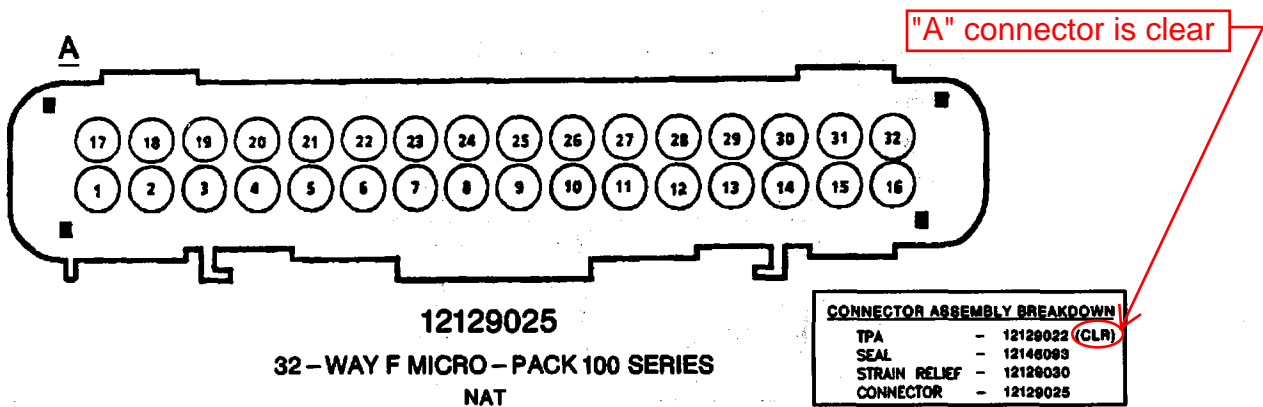


SEQUENTIAL MULTIPORT FUEL INJECTION: V6 VIN S



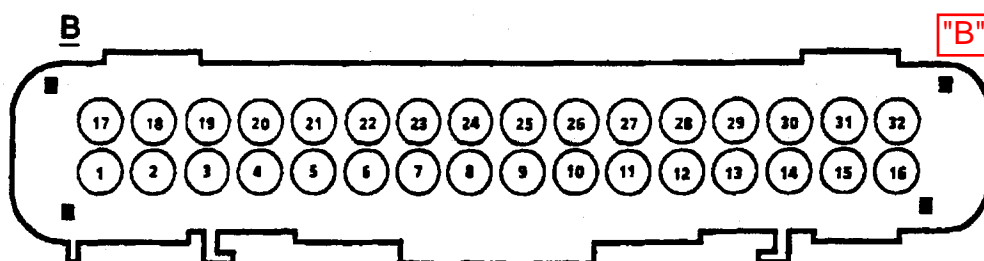
**12129025**  
**32 - WAY F MICRO - PACK 100 SERIES**  
**NAT**

**POWERTRAIN CONTROL MODULE (PCM) (V6 VIN S)**

5-28-84  
 FS0068A020

| CAVITY | WIRE COLOR | CKT  | DESCRIPTION   | PAGE                      |
|--------|------------|------|---|---------------------------|
| 1      | BLK        | 452  | MAP, IAT, A/C REFRIGERANT AND A/C EVAPORATOR TEMPERATURE SENSORS GROUND REFERENCE | DTC(s) 22, 23, 33, 71     |
| 2      | DK GRN/WHT | 762  | A/C REQUEST   | SEC C10                   |
| 3      | DK BLU     | 732  | A/C EVAPORATOR TEMPERATURE SIGNAL   | DTC(s) 71, 73             |
| 5      | RED/BLK    | 380  | A/C REFRIGERANT PRESSURE SIGNAL   | DTC(s) 66, 70             |
| 6      | GRY        | 120  | FUEL PUMP SIGNAL  | DTC 54                    |
| 8      | DK GRN/WHT | 465  | FUEL PUMP RELAY CONTROL   | DTC 54                    |
| 11     | LT GRN     | 1222 | 1-2 SHIFT SOLENOID CONTROL  | SEC C8                    |
| 12     | YEL/BLK    | 1223 | 2-3 SHIFT SOLENOID CONTROL  | SEC C8                    |
| 13     | BRN        | 418  | TORQUE CONVERTER CLUTCH PWM CONTROL   |                           |
| 15     | TAN/BLK    | 422  | TORQUE CONVERTER CLUTCH ENABLE  | SEC C8, DTC 90            |
| 16     | WHT        | 687  | 3-2 SHIFT SOLENOID CONTROL  | SEC C8                    |
| 17     | BLK        | 470  | SENSOR GROUND FOR ECT AND TP SENSORS  | DTC(s) 15, 21, 22, 58, 59 |
| 18     | LT BLU/BLK | 583  | BRAKE SIGNAL  | DTC 37                    |
| 21     | PNK        | 1224 | RANGE SIGNAL "A"  | DTC 28                    |
| 22     | DK BLU     | 1225 | RANGE SIGNAL "B"  | SEC C8                    |
| 22     | GRY        | 48   | CLUTCH ANTICIPATE SWITCH (M/T)  |                           |
| 23     | RED        | 1226 | RANGE SIGNAL "C"  | DTC 28                    |
| 29     | LT GRN     | 432  | MAP SENSOR SIGNAL   | DTC(s) 33, 34, 44         |

| CAVITY | WIRE COLOR | CKT  | DESCRIPTION                           | PAGE                    |
|--------|------------|------|---------------------------------------|-------------------------|
| 30     | DK BLU     | 417  | TP SENSOR SIGNAL                      | DTC(s) 21, 22           |
| 31     | YEL        | 410  | ECT SENSOR SIGNAL                     | DTC(s) 14, 15           |
| 32     | YEL/BLK    | 1227 | TRANSMISSION FLUID TEMPERATURE SENSOR | SIGNAL<br>DTC(s) 58, 59 |



12129025

32 - WAY F MICRO - PACK 100 SERIES  
NAT

| CONNECTOR ASSEMBLY BREAKDOWN |                 |
|------------------------------|-----------------|
| TPA                          | - 1212902 (BLK) |
| SEAL                         | - 12148093      |
| STRAIN RELIEF                | - 12129030      |
| CONNECTOR                    | - 12129025      |

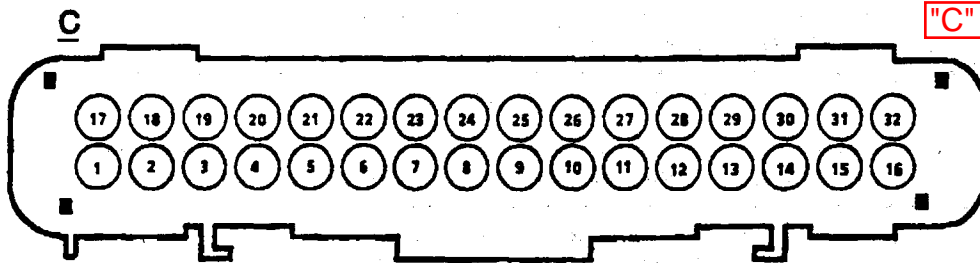
POWERTRAIN CONTROL MODULE (PCM) (V6 VIN S)

5-28-94  
FS0098A020

| CAVITY | WIRE COLOR | CKT  | DESCRIPTION  | PAGE               |
|--------|------------|------|--|--------------------|
| 2      | DK GRN     | 335  | COOLANT FAN RELAY CONTROL                                | SEC C12            |
| 3      | BRN        | 436  | SECONDARY AIR INJECTION SYSTEM AIR BYPASS                | SOLENOID<br>SEC C6 |
| 4      | DK GRN/WHT | 428  | EVAP CANISTER PURGE SOLENOID VALVE CONTROL               | SEC C3             |
| 6      | DK GRN/WHT | 459  | A/C COMPRESSOR CLUTCH RELAY CONTROL                      | DTC 68             |
| 7      | BRN/WHT    | 419  | MIL (SERVICE ENGINE SOON) INDICATOR CONTROL              | CHART A-1          |
| 11     | LT BLU     | 697  | EGR #1 CONTROL   | DTC 75             |
| 12     | BRN        | 698  | EGR #2 CONTROL   | DTC 76             |
| 13     | RED        | 699  | EGR #3 CONTROL   | DTC 77             |
| 14     | ORN        | 340  | BATTERY (KEEP ALIVE MEMORY)                              | CHART A-3          |
| 15     | ORN        | 340  | BATTERY (KEEP ALIVE MEMORY)                              | CHART A-3          |
| 16     | BLK/WHT    | 451  | PCM GROUND   | SEC B              |
| 18     | DK BLU     | 1493 | 2ND GEAR START MODE INDICATOR LAMP CONTROL - PERFORMANCE | SEC C8             |
| 19     | TAN        | 800  | SERIAL DATA  | CHART A-1          |

SEQUENTIAL MULTIPOINT FUEL INJECTION: V6 VIN S

| CAVITY | WIRE COLOR | CKT  | DESCRIPTION  | PAGE                              |
|--------|------------|------|--|-----------------------------------|
| 20     | BLK/WHT    | 351  | LEFT O2S GROUND                                    | DTC(s) 13, 44, 45                 |
| 21     | PPL/WHT    | 1665 | LEFT O2S SIGNAL                                    | DTC(s) 13, 44, 45                 |
| 22     | PPL        | 1666 | RIGHT O2S SIGNAL                                   | DTC(s) 63, 64, 65                 |
| 23     | BLK/WHT    | 351  | RIGHT O2S GROUND                                   | DTC(s) 63, 64, 65                 |
| 24     | LT GRN/WHT | 1749 | IAC COIL "B" HIGH                                  | DTC 35                            |
| 25     | LT GRN/BLK | 444  | IAC COIL "B" LOW                                   | DTC 35                            |
| 26     | LT BLU/BLK | 1748 | IAC COIL "A" LOW                                   | DTC 35                            |
| 27     | LT BLU/WHT | 1747 | IAC COIL "A" HIGH                                  | DTC 35                            |
| 28     | DK GRN/WHT | 817  | BUFFERED SPEED OUTPUT (4000 PULSES/MILE)           | DTC 24                            |
| 29     | PPL        | 401  | VSS INPUT LOW                                      | DTC(s) 24, 72                     |
| 30     | YEL        | 400  | VSS INPUT HIGH                                     | DTC(s) 24, 72                     |
| 31     | GRY        | 416  | 5 VOLT REFERENCE, MAP, TP AND A/C PRESSURE SENSORS | DTC(s) 22, 34, 66, 67, 70, 71, 73 |
| 32     | BLK/WHT    | 451  | PCM GROUND   | SEC B                             |



"C" connector is Blue

12129025  
32 - WAY F MICRO - PACK 100 SERIES  
NAT

| CONNECTOR ASSEMBLY BREAKDOWN |                  |
|------------------------------|------------------|
| TPA                          | - 12129025 (BLU) |
| SEAL                         | - 12148093       |
| STRAIN RELIEF                | - 12129028       |
| CONNECTOR                    | - 12129025       |

POWERTRAIN CONTROL MODULE (PCM) (V6 VIN S)

5-28-94  
FS0108A020

| CAVITY | WIRE COLOR | CKT | DESCRIPTION       | PAGE          |
|--------|------------|-----|-------------------|---------------|
| 1      | TAN/WHT    | 551 | PCM GROUND        | SEC B         |
| 2      | DK GRN     | 59  | A/C CLUTCH STATUS | DTC(s) 68, 69 |

| CAVITY | WIRE COLOR | CKT  | DESCRIPTION                                   | PAGE           |
|--------|------------|------|---|----------------|
| 3      | PNK        | 439  | IGNITION FEED                                 | DTC (s) 53, 96 |
| 5      | RED/BLK    | 1228 | PRESSURE CONTROL SOLENOID HI                  | DTC 93         |
| 6      | LT BLU/WHT | 1229 | PRESSURE CONTROL SOLENOID LO                  | DTC 93         |
| 10     | LT BLU     | 553  | 2ND START MODE SWITCH SIGNAL - PERFORMANCE    | SEC C8         |
| 12     | PNK/BLK    | 1746 | INJECTOR DRIVER CYLINDER #3                   | CHART #A-3     |
| 13     | LT GRN/BLK | 1745 | INJECTOR DRIVER CYLINDER #2                   | CHART #A-3     |
| 14     | BLK        | 1744 | INJECTOR DRIVER CYLINDER #1                   | CHART #A-3     |
| 15     | YEL/BLK    | 846  | INJECTOR DRIVER CYLINDER #6                   | CHART #A-3     |
| 16     | BLK/WHT    | 845  | INJECTOR DRIVER CYLINDER #5                   | CHART #A-3     |
| 17     | TAN/WHT    | 551  | PCM GROUND                                    | SEC B          |
| 18     | PNK/BLK    | 632  | REFERENCE LOW CAMSHAFT AND CRANKSHAFT SENSORS | SEC C4         |
| 20     | DKBLU      | 496  | KNOCK SENSOR SIGNAL                           | DTC 43         |
| 21     | LTBLU/WHT  | 1800 | 24X REFERENCE SIGNAL                          | DTC 36         |
| 23     | DK BLU     | 229  | FUEL ENABLE SIGNAL                            | DTC 46         |
| 25     | BRN/WHT    | 633  | CAMSHAFT POSITION SENSOR SIGNAL               | DTC 17         |
| 27     | WHT        | 423  | IGNITION CONTROL                              | DTC 41         |
| 28     | TAN/BLK    | 424  | IGNITION CONTROL BYPASS                       | DTC 42         |
| 29     | TAN        | 472  | IAT SENSOR SIGNAL                             | DTC(s)23,25    |
| 30     | LT BLU/BLK | 647  | 3X REFERENCE HIGH                             | DTC 2          |
| 31     | RED/BLK    | 453  | 3X REFERENCE LOW                              | SEC C4         |
| 32     | LT BLU/BLK | 844  | INJECTOR DRIVER CYLINDER #4                   | CHART #A-3     |

| COMPONENT                               | LOCATION   | 201-PG  | FIG. | CONN |
|---|--|---------|------|------|
| A/C Evaporator Temperature Sensor ..... | Mounted in Evaporator Core .....   | 20..... |      | 37   |
| A/C Refrigerant Pressure Sensor .....   | Above RH Shock Tower, forward of A/C Compressor Low Pressure Cut Off Switch.....                                   | 19..... |      | 35   |
| Brake Switch Assembly .....             | Mounted in lower hole of brake pedal bracket (2 conn with Automatic), (1 conn with Manual) same switch for both... | 0.....  |      | 1    |