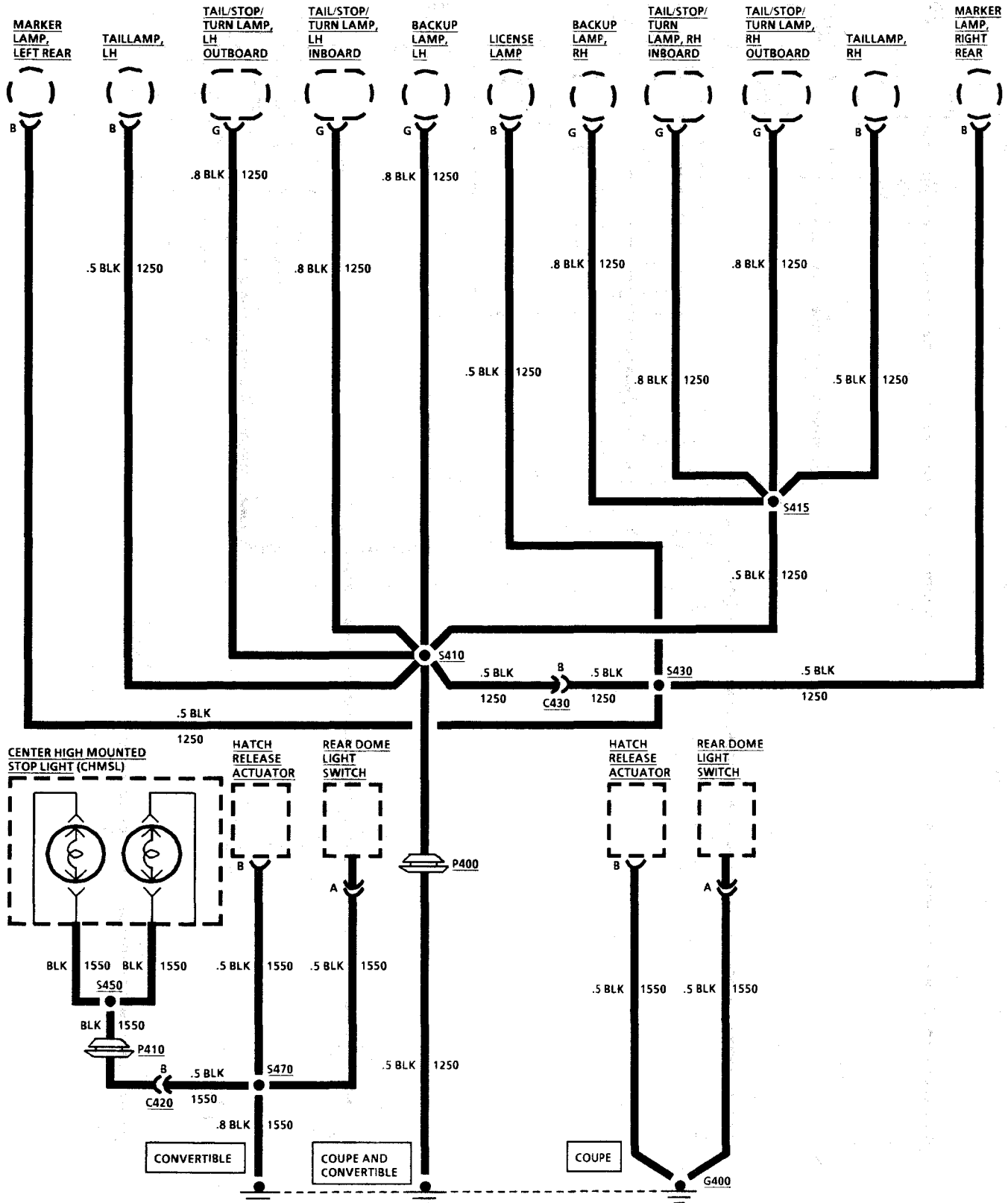


**GROUND DISTRIBUTION (PONTIAC)
REAR LIGHTS**



GROUND DISTRIBUTION

(CONTINUED FROM PREVIOUS PAGE)

COMPONENT	LOCATION	201-PG	FIG.	CONN
G201	Near base of RH "A" pillar, bolted to I/P Mounting Stud behind kick panel (1 ring, 1 wire)	9	16	
G305	Bolted to Floor Pan Bar #2, under Driver's Seat (2 rings, 2 wires, with AC3/AQ9), (1 ring, 1 wire without AC3/AQ9)	6	11	
G310	Bolted to roof, left of Dome Lamp (1 ring, 1 wire)	4	6	
G320	Bolted to body frame above RH rear wheelhouse			
G400	Bolted to Hatch Release Bracket in Rear Compartment (2 rings, 3 wires Coupe) or (2 rings, 2 wires Convertible)	30	57	
P100	Left side in dash panel, Engine to Passenger Compartment	19	36	
P110	Right side in dash panel, Engine to Passenger Compartment	19	35	
P300	In rear center of roof, near Dome Lamp	4	7	
P400	Left rear in end gate panel	30	57	
P410	In left side spoiler			
P500	Between LH door and "A" pillar	32	49	
P600	Between RH door and "A" pillar	32	49	
S108 (L32)	Engine Harn, approx 4 cm from braided ground strap	11	20	
S108 (LT1)	Engine Harn, approx 17 cm from Injector 3 breakout	24	44	
S109 (LT1)	Engine Harn, approx 4 cm from main branch and PCM breakout			
S110 (L32)	Engine Harn, approx 7 cm from RH Oxygen Sensor breakout			
S111	Forward Lamp Harn, approx 3 cm from Wiper Motor Assembly breakout			
S112	Forward Lamp Harn, approx 10 cm from G105 breakout			
S113	Forward Lamp Harn, approx 13 cm from Electrical Center breakout			
S115 (L32)	Engine Harn, approx 10 cm from A/C Compressor Clutch Conn	28	54	
S115 (LT1)	Engine Harn, approx 12 cm from Generator breakout	14	26	
S131 (L32)	Engine Harn, approx 17 cm from RH branch			
S215	I/P Harn, approx 30 cm before DLC breakout			
S216	I/P Harn, approx 5 cm from Convenience Center (Pont) or from Instrument Cluster (Chevy) breakouts			
S217	I/P Harn, approx 23 cm before DLC breakout			
S220	Cross Car Harn, approx 9 cm from C200 breakout	45	84	
S221	I/P Harn, approx 7 cm from DERM breakout			
S335	Driver Seat Harn, approx 12 cm from Power Seat Control Module Conn			
S410	Rear Body Harn, approx 7 cm from Left Backup Lamp breakout	33	62	
S415	Rear Body Harn, approx 20 cm from Left Backup Lamp breakout	33	62	
S420	Hatch Harn, approx 7 cm from P300	4	7	
S430	Rear Fascia Harn, approx 5 cm from License Lamp breakout	31	59	
S450	CHMSL Jumper Harn, approx 15 cm from bulbs			
S470	I/P Harn, approx 24 cm from Hatch Release Actuator			

For a Service Part Cross Reference List and Information, refer to SECTION 8A-200.

COMPONENT LOCATION VIEWS

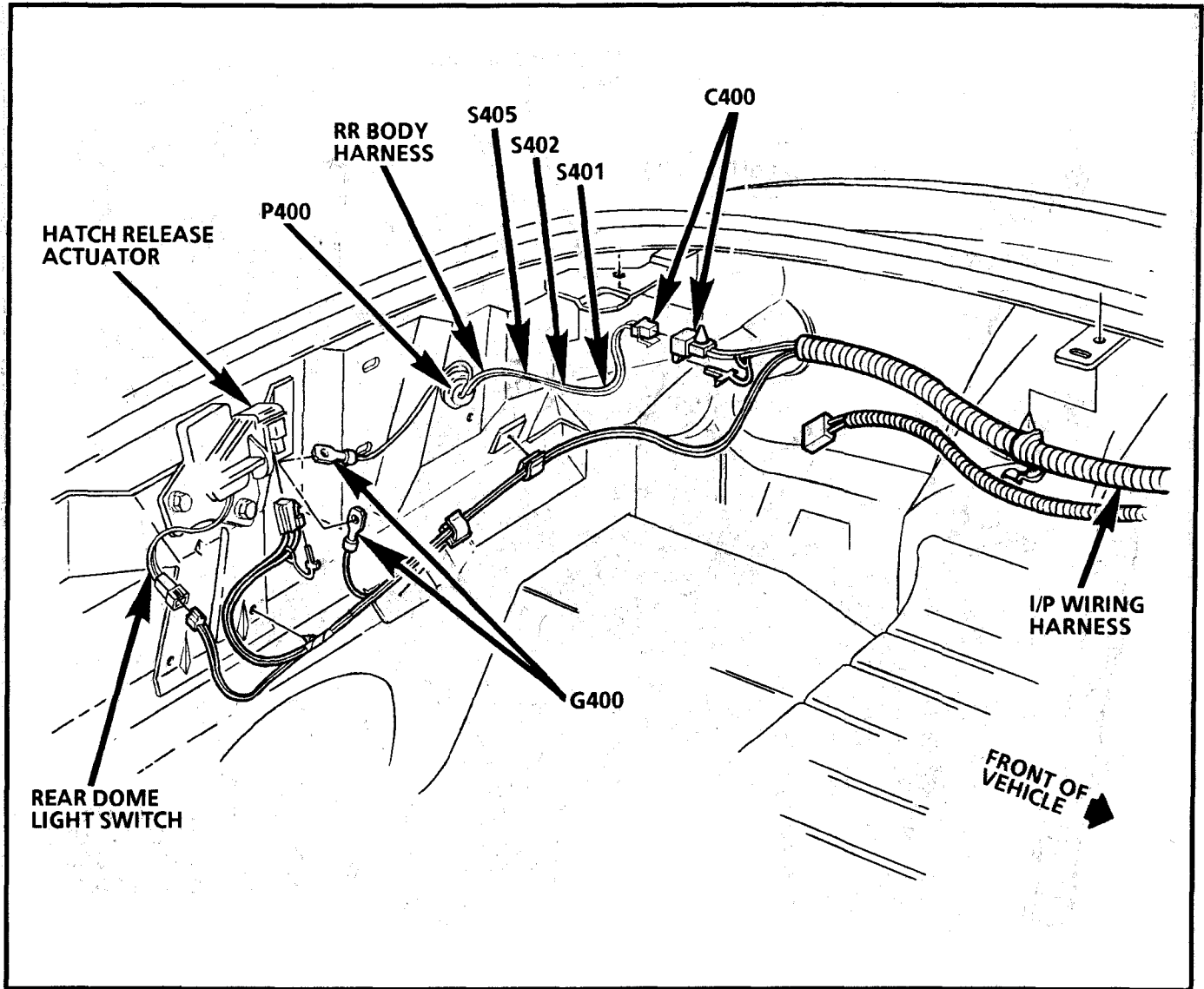


Figure 57 - LH Rear Cargo Compartment

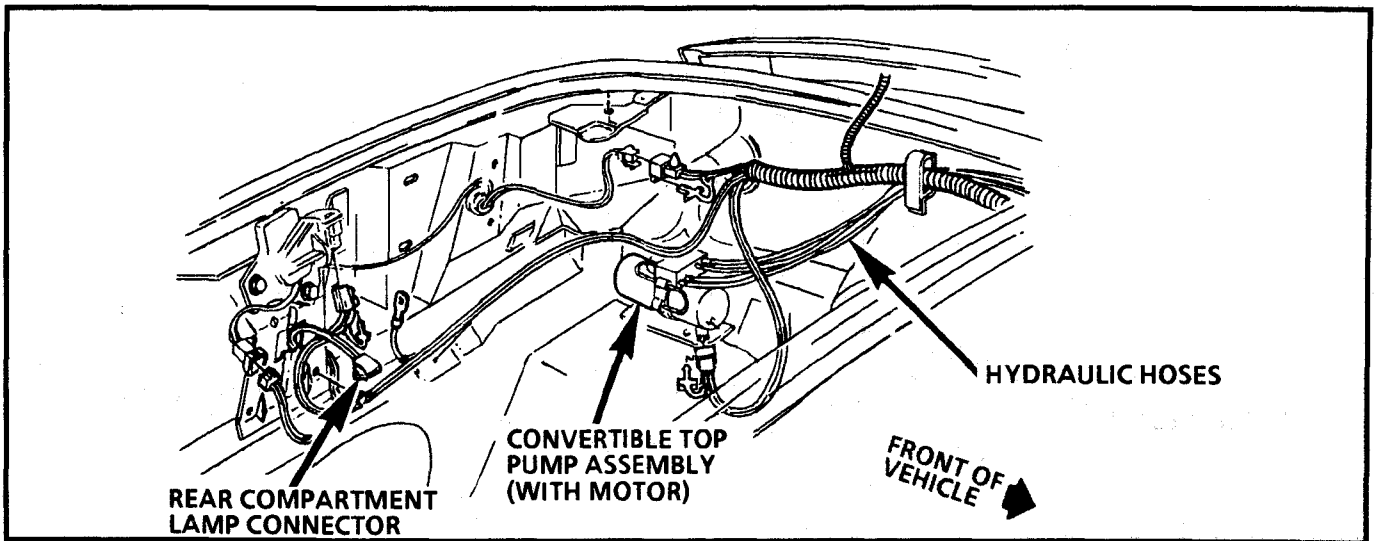


Figure 58 - LH Rear Cargo Compartment (Convertible)

COMPONENT LOCATION VIEWS

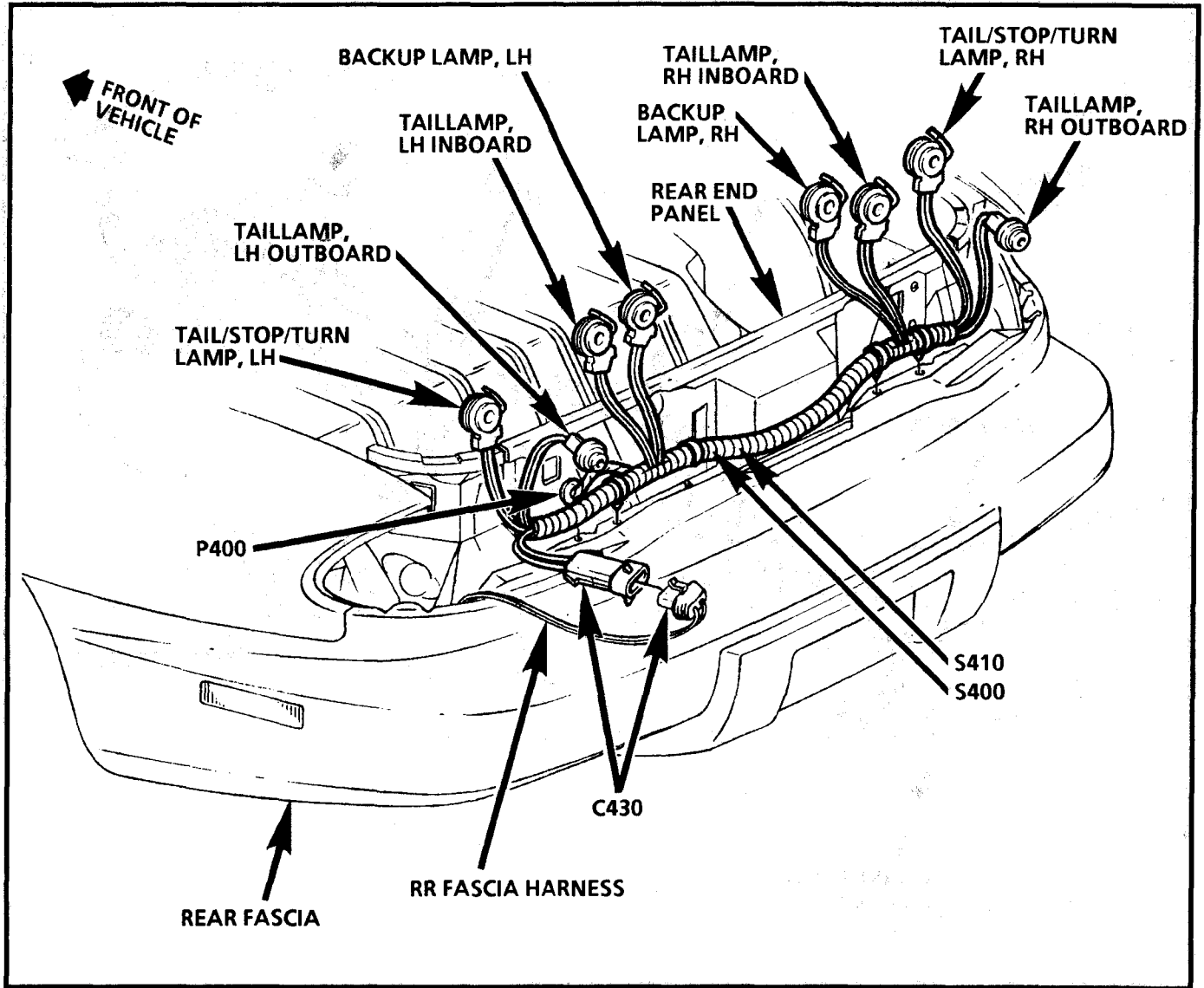


Figure 61 - Rear of Vehicle (Chevy)