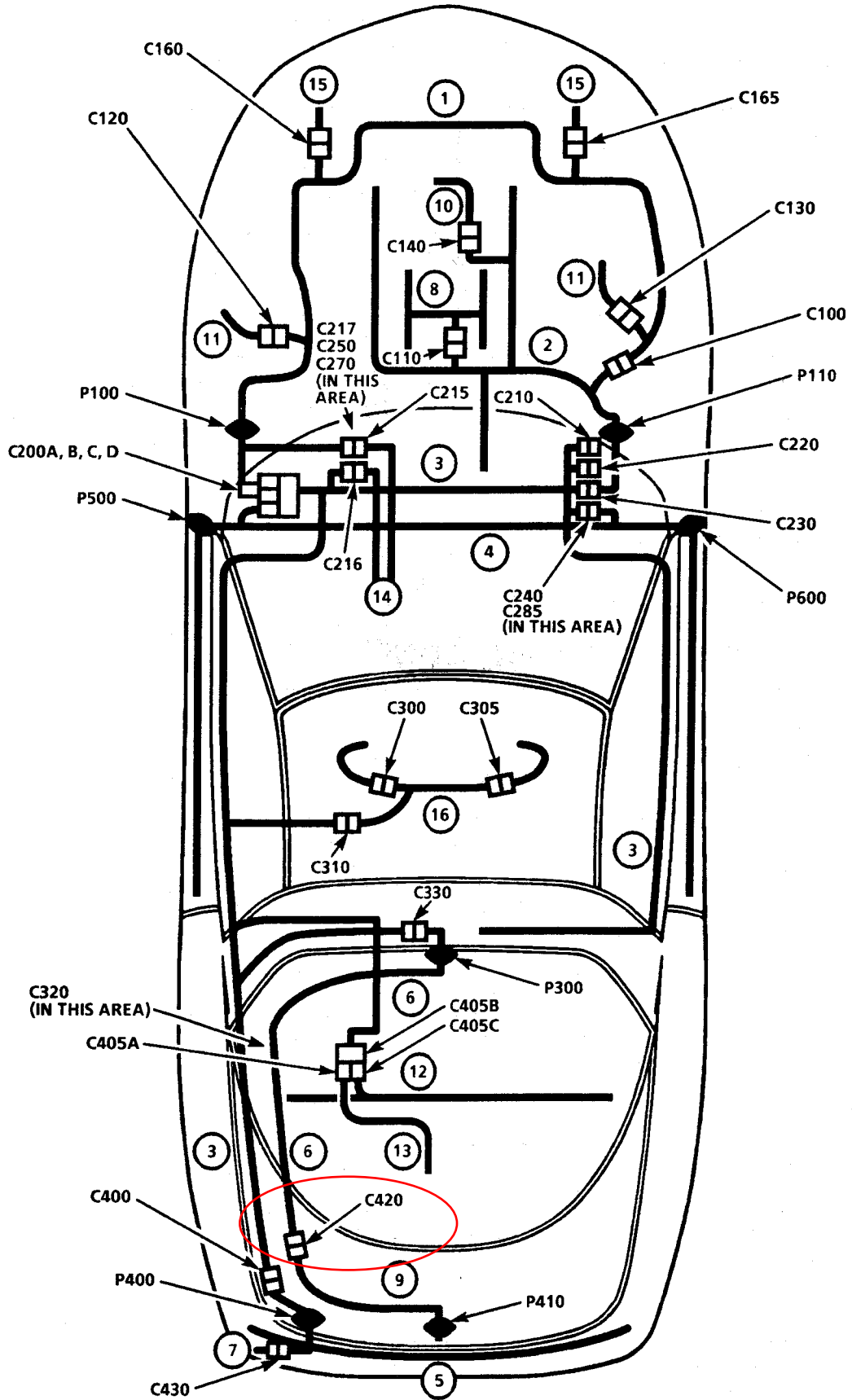
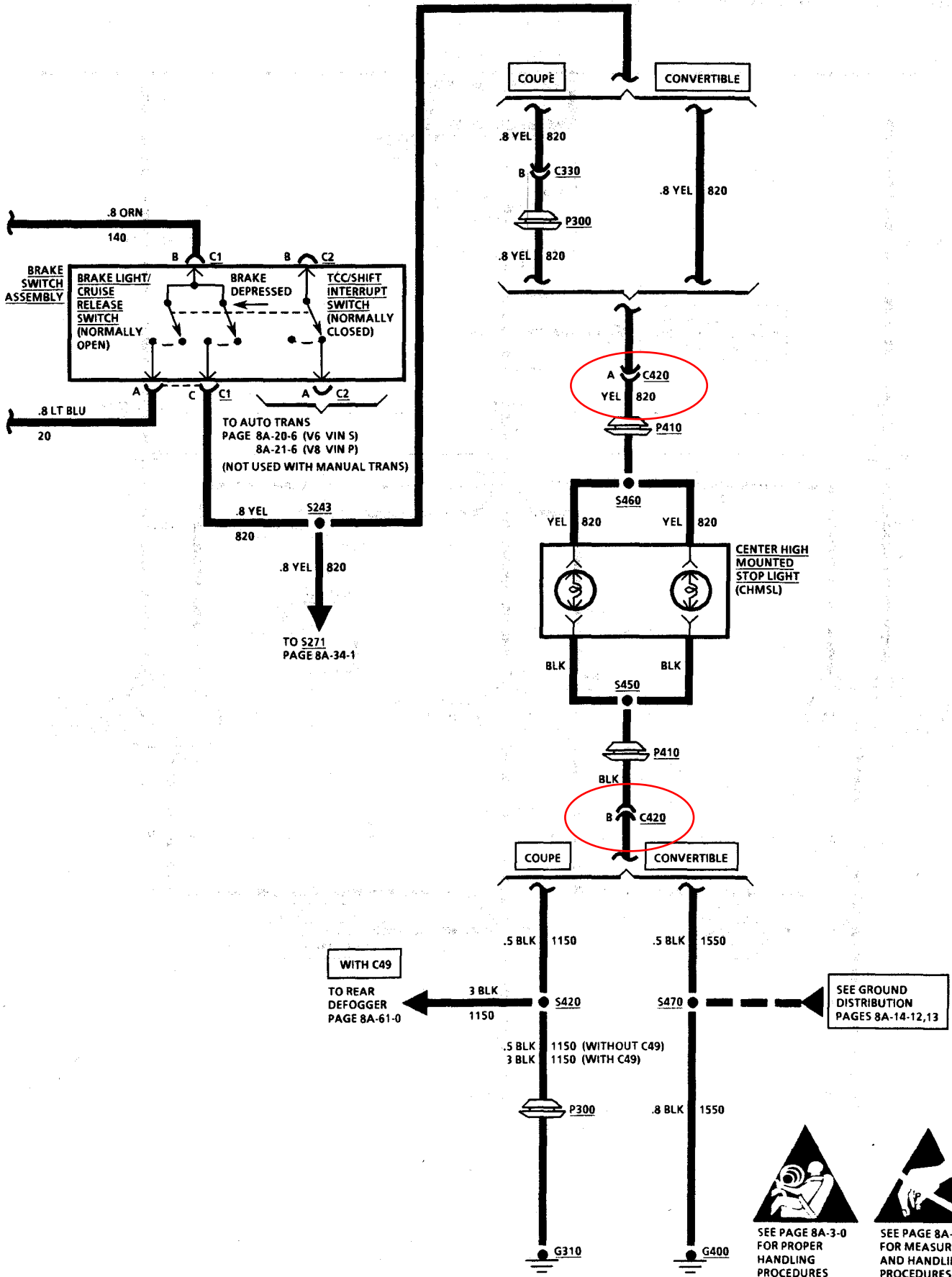


HARNES ROUTING VIEWS





HARNES ROUTING VIEWS

(CONTINUED FROM PREVIOUS PAGE)

CONNECTOR LEGEND		PAGE	FIGURE	CONNECTOR
C216 (11 cavities)	I/P Harn to Steering Column Harn, attached to base of Steering Column	201-34	63	202-5
C217 (4 cavities) (Pontiac)	I/P Harn to SIR Coil Assembly Harn, near base of Steering Column	201-34	63	202-19
C220 (10 cavities)	I/P Harn to Engine Harn, under RH side of I/P behind kick panel	201-20	37	202-6
C230 (10 cavities)	I/P Harn to Engine Harn, under RH side of I/P behind kick panel	201-20	37	202-7
C240 (6 cavities)	Cross Car Harn to I/P Harn, under RH side of I/P behind kick panel	201-20	37	202-19
C250 (2 cavities)	Forward Lamp Harn to Clutch Jumper Harn, near Brake/Clutch Pedal Bracket	201-1	2	
C270 (2 cavities)	I/P Harn to Clutch Jumper Harn, near Brake/Clutch Pedal Bracket	201-1	2	
C285 (1 cavity) (Chevy AU0 and U82)	Cross Car Harn to I/P Harn, under RH side of I/P behind kick panel	201-20	37	
C300 (6 cavities) (Pontiac AQ9)	Seat Jumper Harn to Driver Seat Harn, under Driver Seat Assembly	201-47	86	202-19
C305 (6 cavities) (Pontiac AQ9)	Seat Jumper Harn to Passenger Seat Harn, under Passenger Seat Assembly	201-46	85	202-19
C310 (2 cavities) (with AC3 or AQ9)	I/P Harn to Driver Seat Harn (with AC3) or Seat Jumper Harn (with AQ9), between rear mounting bolts of driver seat	201-6	11	
C320 (1 cavity) (Convertible)	I/P Harness to Convertible Rear Defogger Jumper, under left Interior Garnish Molding above left rear wheelhouse			
C330 (3 cavities)	I/P Harn to Hatch Harn, center of roof near Dome Lamp (Coupe only)	201-4	6	
C400 (6 cavities)	I/P Harn to Rear Body Harn, LH rear Cargo Compartment	201-30	57	202-19
C405A (4 cavities)	Fuel Tank Unit Pigtail to I/P Harn, part of Pass Thru Connector forward of rear axle	201-5	9	202-8
C405B (10 cavities)	I/P Harn side, part of Pass Thru Connector forward of rear axle	201-5	9	202-8
C405C (4 cavities)	Rear Wheel Speed Sensor Jumper Harn to I/P Harn, part of Pass Thru Connector forward of rear axle	201-5	9	202-8
C420 (2 cavities)	Hatch Harn to CHMSL Jumper Harn, LH side of hatch between hatch frame and plastic panel (Coupe) or I/P Harn to CHMSL Jumper Harn, located on LH underside of Deck Lid (Convertible).	201-4	7	
C430 (2 cavities)	Rear Body Harn to Rear Fascia Harn, between rear fascia and rear end panel on LH side	201-32, 201-33	61, 62	

COMPONENT LOCATION VIEWS

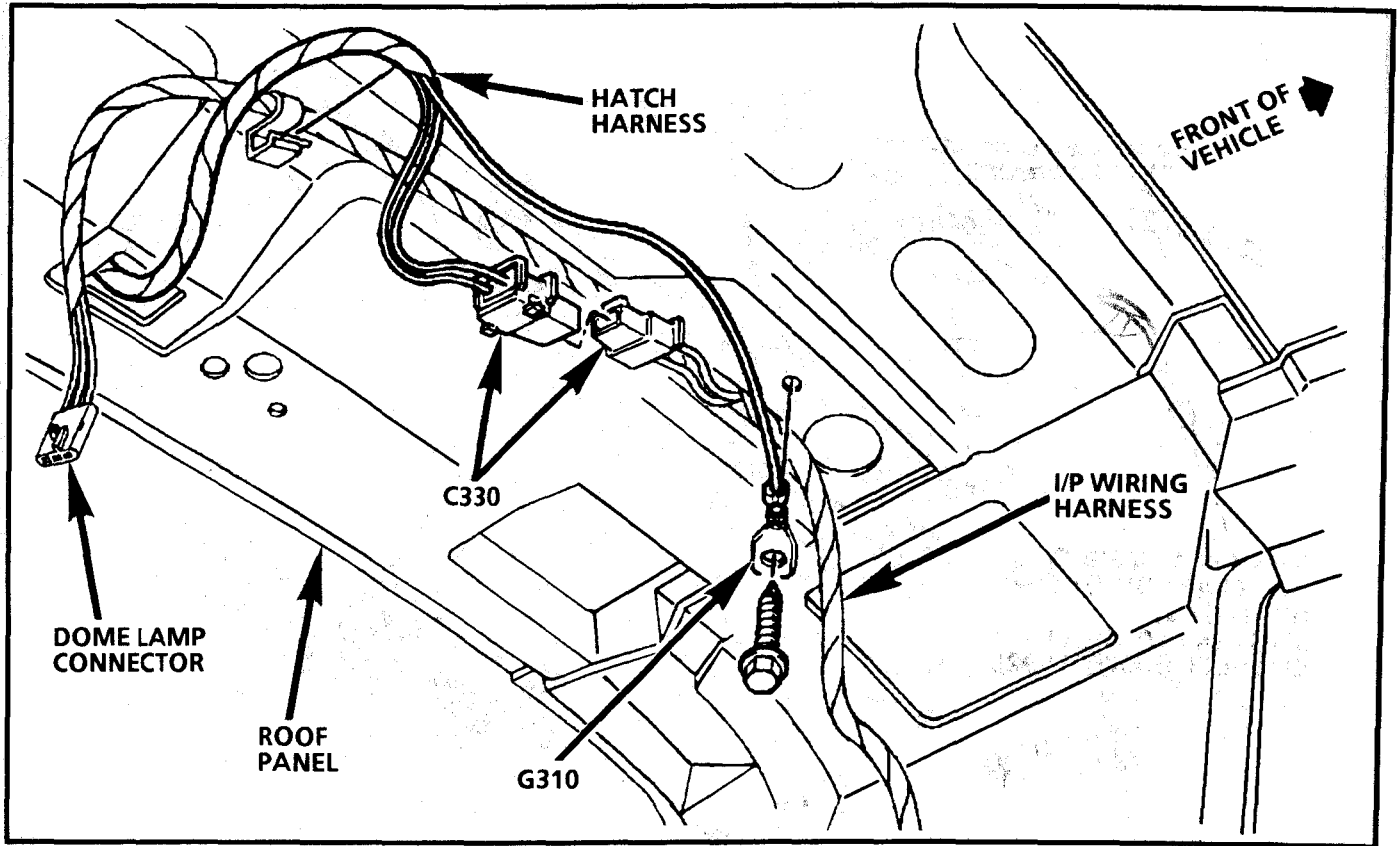


Figure 6 - Center Rear on Roof Panel (Coupe)

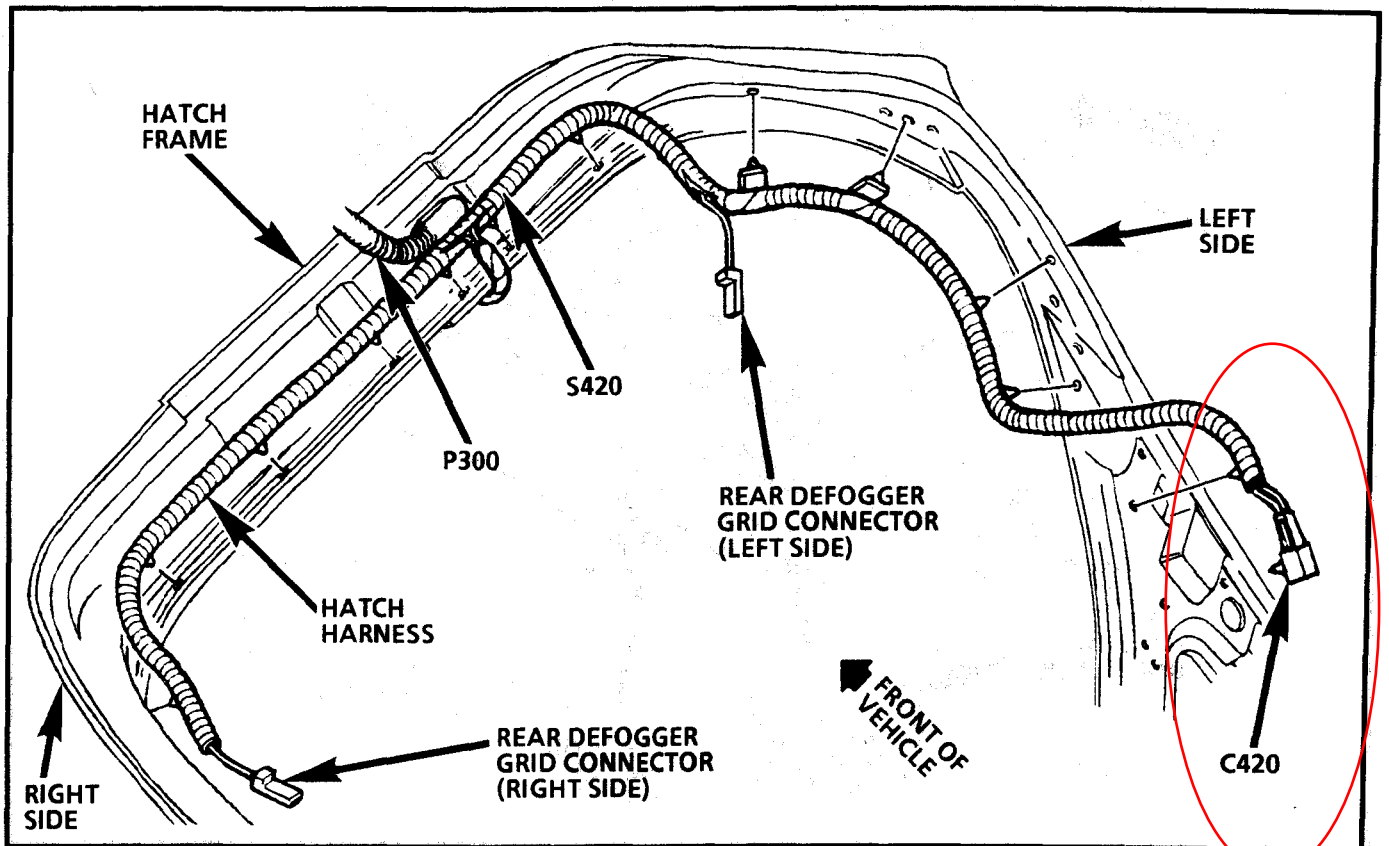


Figure 7 - Bottom Side of Hatch, Shown Upside Down (Coupe)