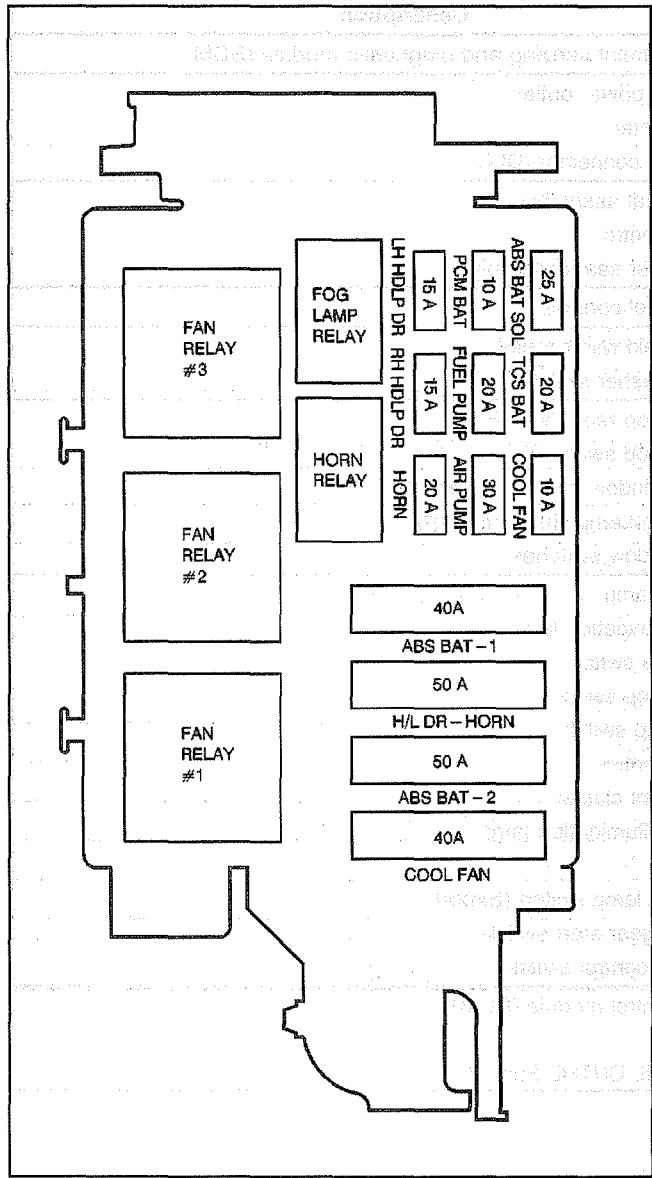
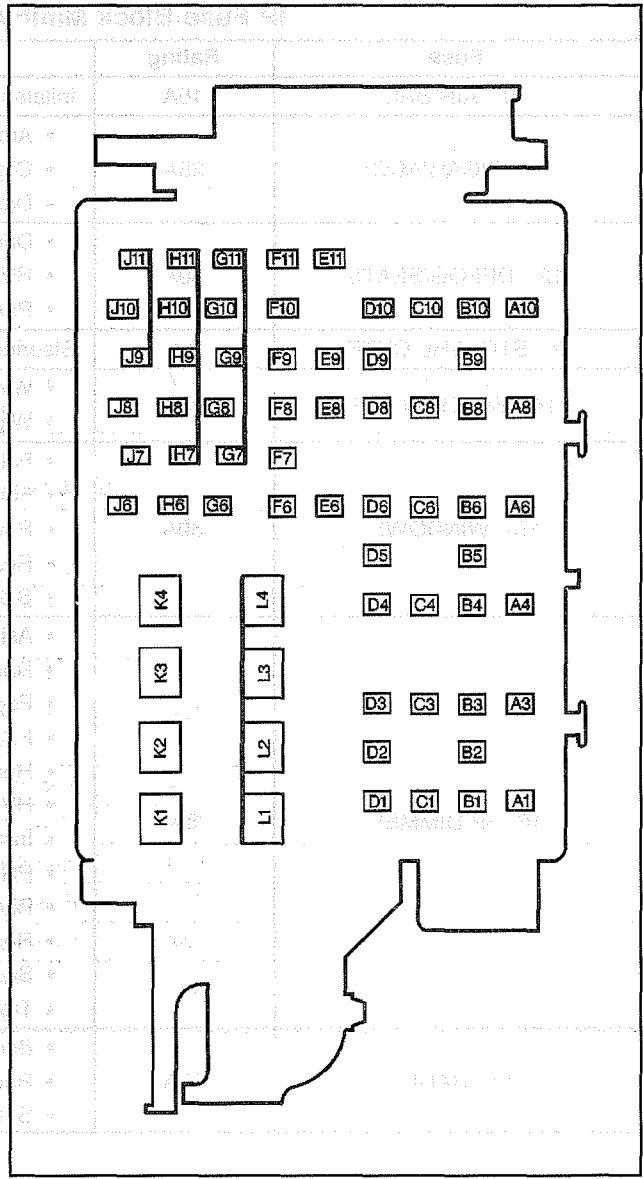


Engine Wiring Harness Junction Block 1



500152



500154

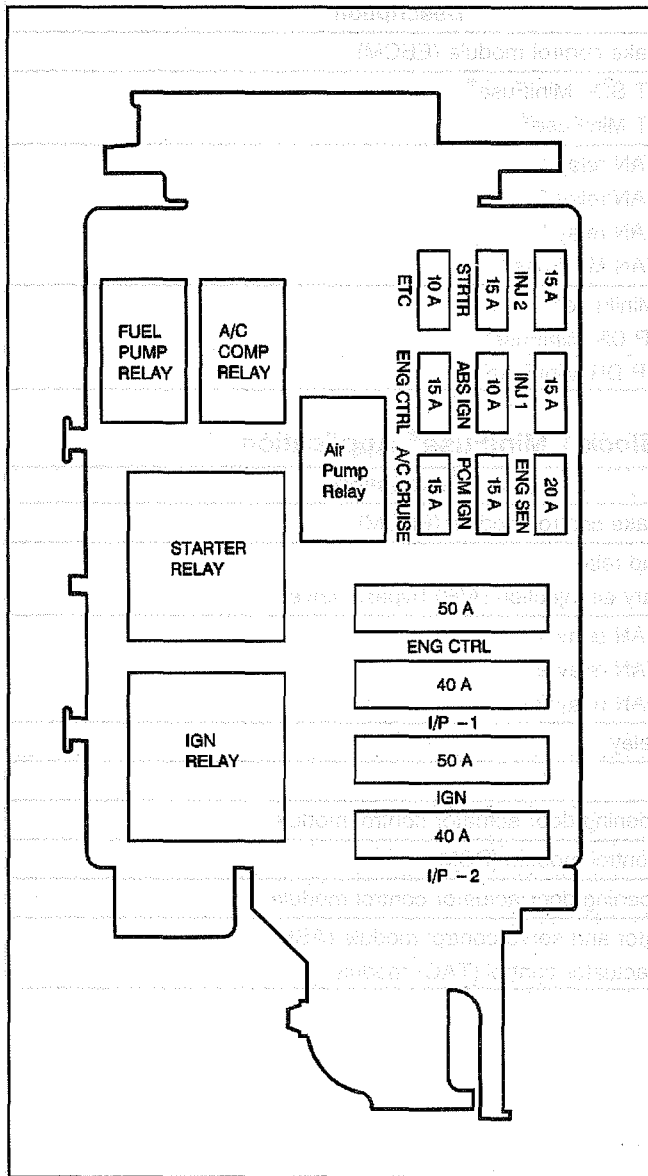
Engine Wiring Harness Junction Block 1 MaxiFuse® Application

Fuse	Rating	Description
ABS BAT 1	40A	Electronic brake control module (EBCM)
ABS BAT 2	50A	<ul style="list-style-type: none"> • ABS BAT SOL MiniFuse® • TCS BAT MiniFuse®
COOL FAN	40A	<ul style="list-style-type: none"> • COOL FAN relay 1 • COOL FAN relay 2 • COOL FAN relay 3 • COOL FAN MiniFuse®
H/L DOOR-HORN	50A	<ul style="list-style-type: none"> • HORN MiniFuse® • LH HDLP DR MiniFuse® • RH HDLP DR MiniFuse®

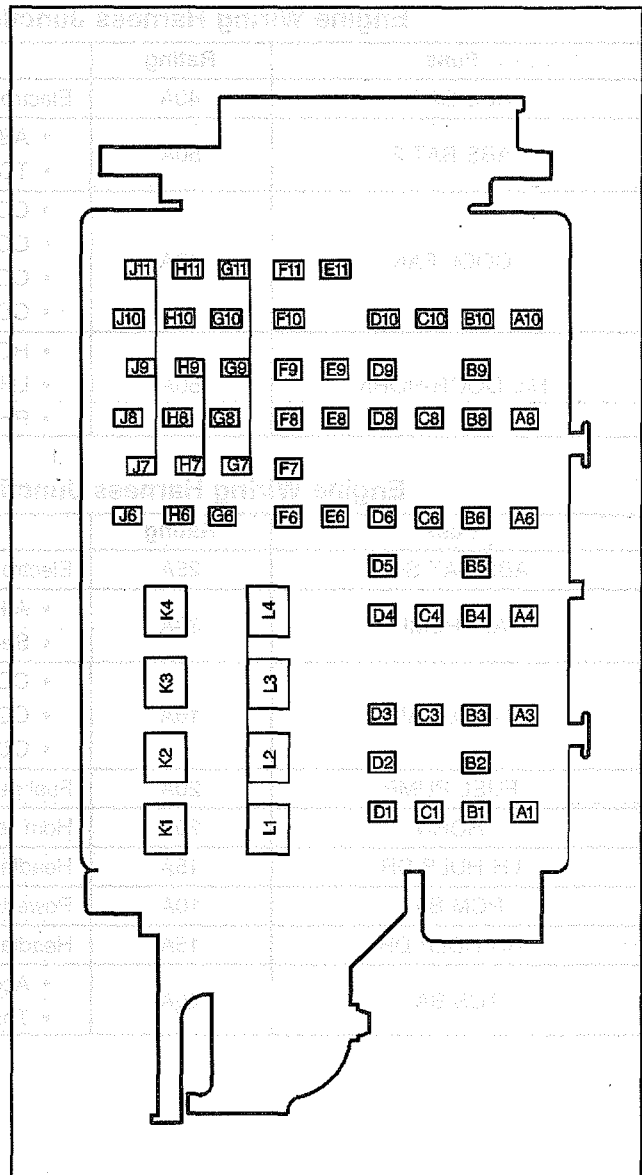
Engine Wiring Harness Junction Block 1 MiniFuse® Application

Fuse	Rating	Description
ABS BAT SOL	25A	Electronic brake control module (EBCM)
AIR PUMP	30A	<ul style="list-style-type: none"> • AIR pump relay • Secondary air injection (AIR) bypass valve
COOL FAN	10A	<ul style="list-style-type: none"> • COOL FAN relay 1 • COOL FAN relay 2 • COOL FAN relay 3
FUEL PUMP	20A	Fuel pump relay
HORN	20A	Horn relay
LH HDLP DR	15A	Headlamp opening door actuator control module
PCM BAT	10A	Powertrain control module (PCM)
RH HDLP DR	15A	Headlamp opening door actuator control module
TCS BAT	20A	<ul style="list-style-type: none"> • Accelerator and servo control module (ASM) • Throttle actuator control (TAC) module

Engine Wiring Harness Junction Block 2



500157



500161

Engine Wiring Harness Junction Block 2 MaxiFuse® Application Table

Fuse/Circuit Breaker	Rating	Description
ENG CTRL	50A	<ul style="list-style-type: none"> AIR PUMP MiniFuse® FUEL PUMP MiniFuse® PCM BAT MiniFuse®
IGN	50A	<ul style="list-style-type: none"> Ignition relay Ignition switch Starter relay
IP-1	40A	Blower motor relay
IP-2	40A	<ul style="list-style-type: none"> STOP/HAZARD MiniFuse® TAIL LPS MiniFuse®

Engine Wiring Harness Junction Block 2 MiniFuse® Application Table

Fuse/Circuit Breaker	Rating	Description
ABS IGN	10A	<ul style="list-style-type: none"> Electronic brake control module (EBCM) Accelerator and servo control module (ASM)
ETC	10A	Throttle actuator control (TAC) module
A/C CRUISE	15A	<ul style="list-style-type: none"> A/C compressor relay Cruise control (clutch) switch Cruise control module Cruise control release (brake) switch Multi-function lever (cruise control switches)
ENG CTRL	15A	<ul style="list-style-type: none"> Automatic transmission (V6 VIN K) Electronic ignition control module Evaporative emission (EVAP) canister purge solenoid valve Evaporative emission (EVAP) canister vent solenoid valve
ENG SEN	20A	<ul style="list-style-type: none"> Heated oxygen sensors Manual transmission (V8 VIN G) Mass air flow (MAF) sensor Stop lamp switch
INJ 1	15A	<ul style="list-style-type: none"> (V6 VIN K) Fuel injectors (V8 VIN G) Fuel injectors, Bank 1 (V8 VIN G) Ignition coils/modules, Bank 1
INJ 2	15A	<ul style="list-style-type: none"> (V8 VIN G) Fuel injectors, Bank 2 (V8 VIN G) Ignition coils/modules, Bank 2
PCM IGN	15A	Powertrain control module (PCM)
STRTR	15A	<ul style="list-style-type: none"> Clutch pedal position (CPP) switch Park/neutral position switch Instrument cluster Powertrain control module (PCM)