



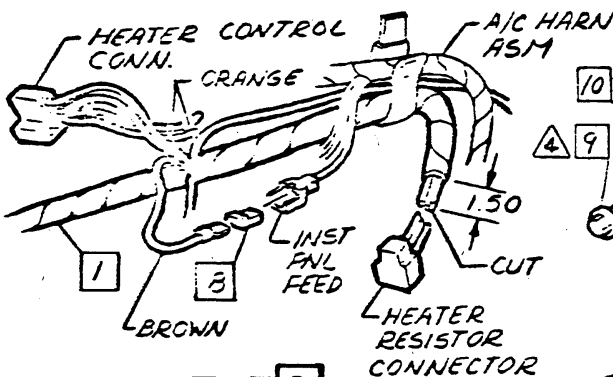
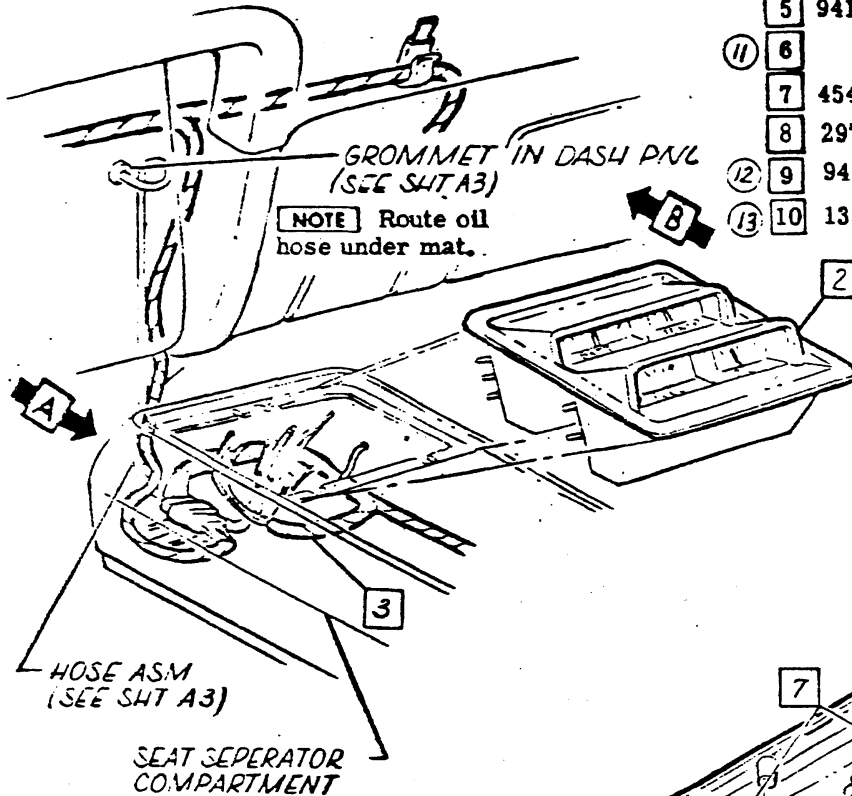
3940195

1969 CAMARO 12000 SERIES

- 1 6297663 HARNESS ASM-INST PNL
6397664 RPO M35, M38 & M40
- 2 6483354 CLUSTER ASM.

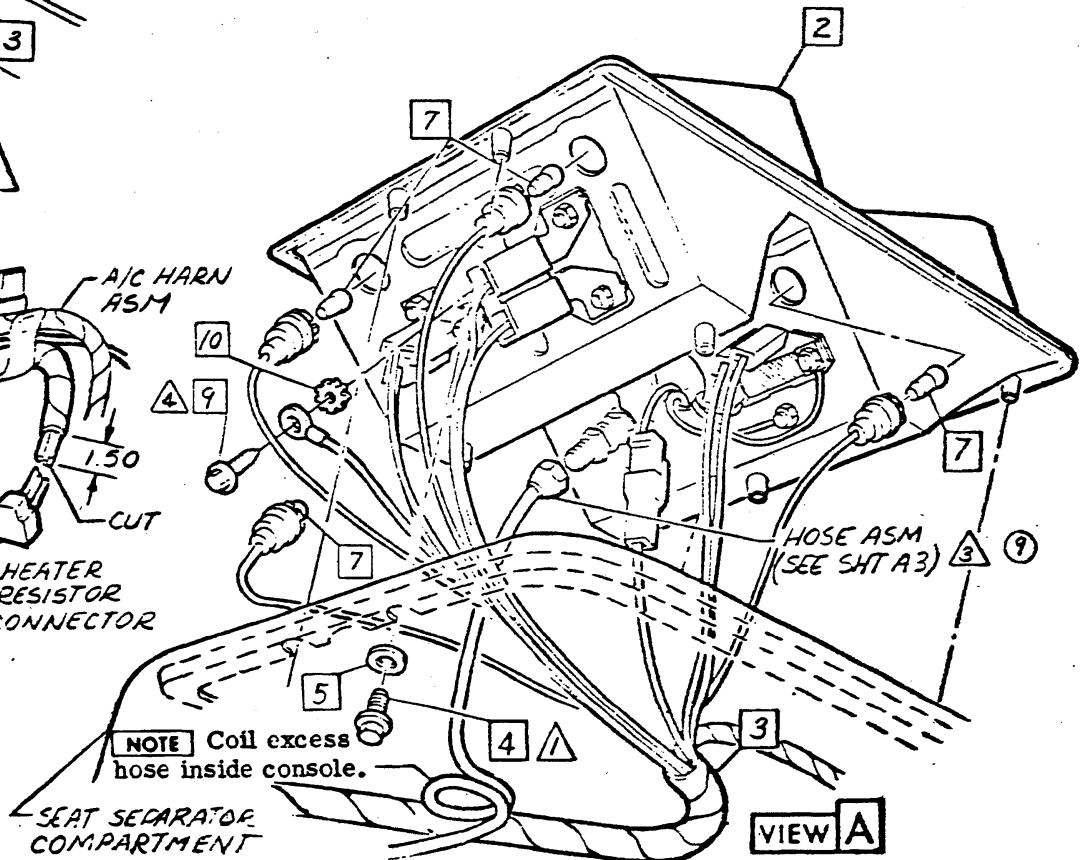
- 3 6297581 HARNESS ASM-CONSOLE
6297579 RPO M35, M38 & M40
- 4 3925753 SCREW
- 5 9417587 WASHER
- 6 454626 BULB
- 7 2977253 CONNECTOR
- 8 9415162 SCREW
- 9 138479 L. WASHER

- NOTE** When RPO C60 is used, rework prod. Instrument Panel Harness:
1. Cut heater resistor leads 1.50 inches before breakout & discard the conn.
 2. Remove terminal (brown wire) from prod. heater switch connector & insert into 8.
 3. Cut the (2) heater control conn orange leads flush at breakout.
 4. Pull heater control connector (& four wires) free from harness & discard.



VIEW B
(RPO-C60)

- △ 10 - 20 LBS IN.
- △ 25 - 35 LBS IN.
- △ 120 - 150 LBS IN.
- △ 15 - 23 LBS IN.



NOTE Coil excess hose inside console.

CHEVROLET MOTOR DIVISION, G.M.C.

UPC

DATE 5/24

REVISION RECORD

AUTH. DR. CK.

T
I
T
L
E
FRT. COMPT. CONSOLE INSTRUMENT
CLUSTER - CONSOLE CLUSTER WIRING

U17

REV.	DATE	DESCRIPTION	BY	CHK.
9	12-63	REVISED ADDED IN VIEW A	229	CE
10		WAS 6297558-9 HARNESS	994	RT
11		REMOVED NUT (25-35 LBS IN) RPO C60	229	EK
12		ITEMS 9, TORQUE ADDED & ATTCH RELOCATED		
13		ITEM 10 ADDED		LF

12000 V-8 ENGINE

A2

DWG # 29
DATE 2-6-68
REV. REF. A2
L-55391
L-55953